

Year: XX

ISSUE: 194

Volume: 244

Nepal Telecommunications Authority

Telecommunication Indicators

Falgun, 2081

P.O. Box No. 9754
Jamal, Kathmandu, Nepal
Phone No.: +977-1-5355474
Fax No.: +977-1-5355250
E-mail: ntra@nta.gov.np, info@nta.gov.np
Website: www.nta.gov.np

Published on
Chaitra, 2081

Contents

<u>1.</u>	<u>Voice Telephony</u>	3
<u>1.1</u>	<u>Subscription of Voice Telephony Service</u>	3
<u>1.2</u>	<u>Service wise Market Proportion of Voice Service (Based on Subscription)</u>	4
<u>1.3</u>	<u>Operator-wise Market Proportion of Voice Service (Based on Sim Subscription)</u>	5
<u>1.4</u>	<u>Population Penetration (%) of Voice Service (Based on Subscription)</u>	6
<u>2.</u>	<u>Internet Service</u>	7
<u>2.1</u>	<u>Subscription of Broadband Internet Service</u>	7
<u>2.2</u>	<u>Market Proportion of Data Service (Technology-wise)</u>	8
<u>2.3</u>	<u>Market Proportion of Mobile Broadband Service (Based on Sim Subscription)</u>	9
<u>2.4</u>	<u>Population Penetration of Broadband Service (Based on Subscription)</u>	10
<u>2.6</u>	<u>Market proportion of Fixed Broadband service (Operator-wise)</u>	12
<u>2.7</u>	<u>Technology used in Broadband Service</u>	13

1. Voice Telephony

1.1 Subscription of Voice Telephony Service

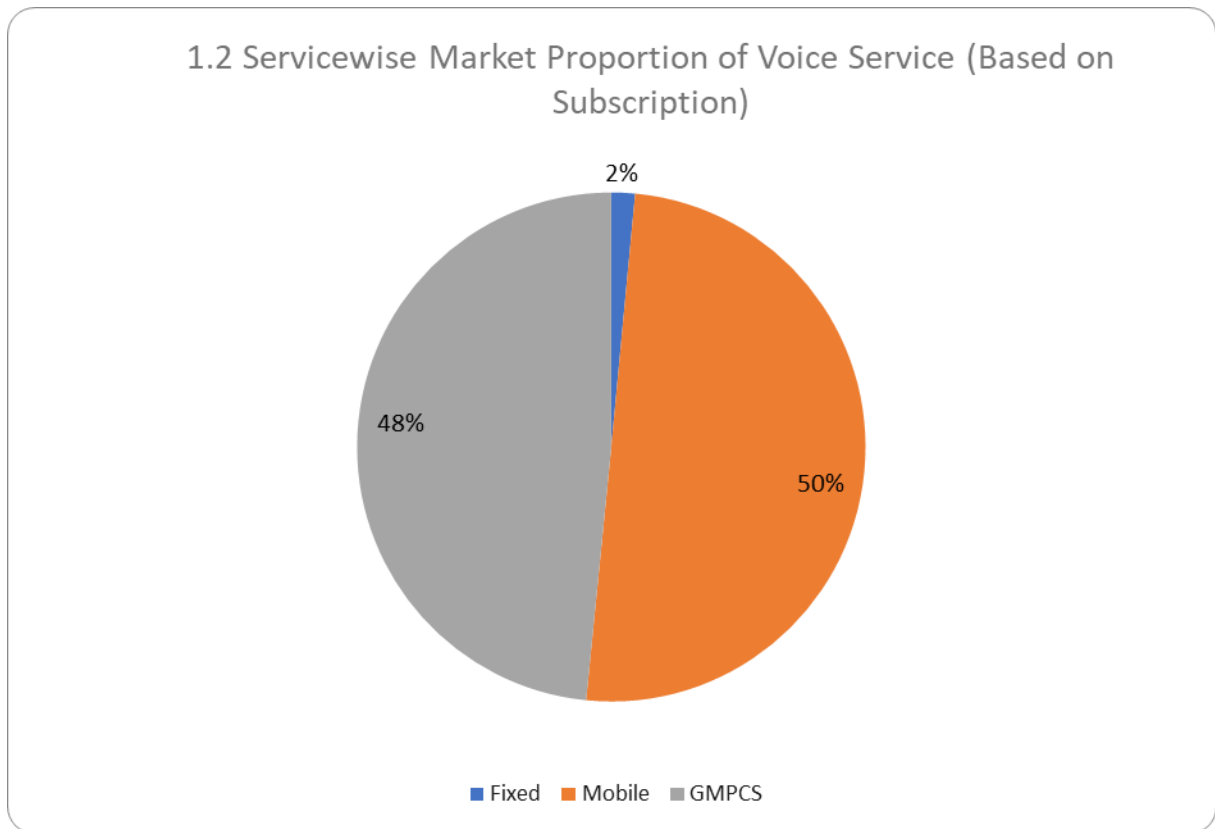
Operator	Service	Technology	Total Number of Subscribers
Nepal Doorsanchar Company Ltd.	Fixed	PSTN	36,168
		FTTH Voice	375,021
		VSAT	
		WLL#	
	Mobile	CDMA	
		GSM/IMT	14,930,803
Ncell Company Ltd.	Mobile	GSM/IMT	14,433,258
Constellation Pvt. Ltd.	GMPCS	GMPCS	1,046
I4 Technology Pvt.Ltd.		GMPCS	3
Total			29,776,299

Population (Census reference 2078): 2,91,64,578 (Source: cbs.gov.np)

CDMA/ WLL service phased out by Nepal Doorsanchar Company Ltd. from Shrawan, 2080.

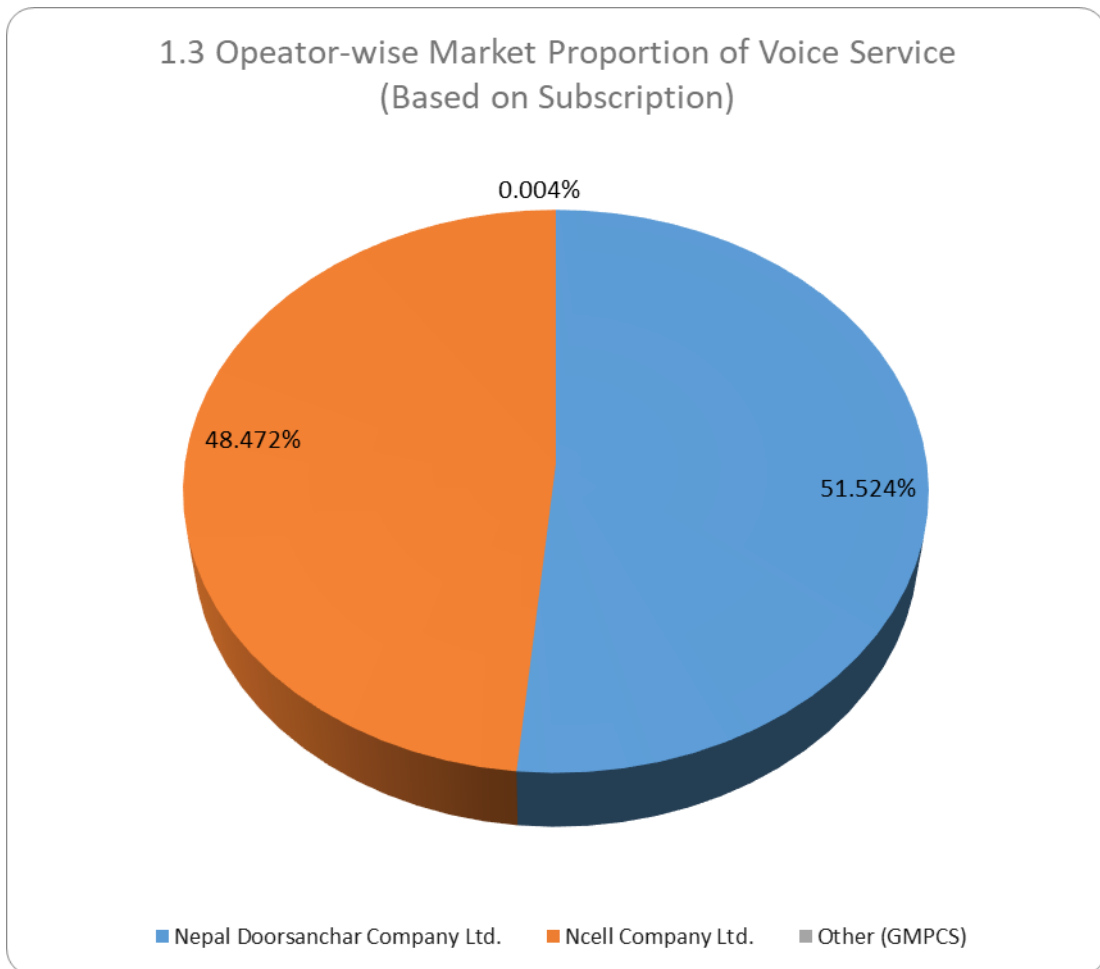
1.2 Service wise Market Proportion of Voice Service (Based on Subscription)

Voice Telephony Service	Number of Subscriber	Market Proportion (%)
Fixed	411,189	1.381
Mobile	29,364,061	98.616
GMPCS	1,049	0.004
Total	29,776,299	100.00



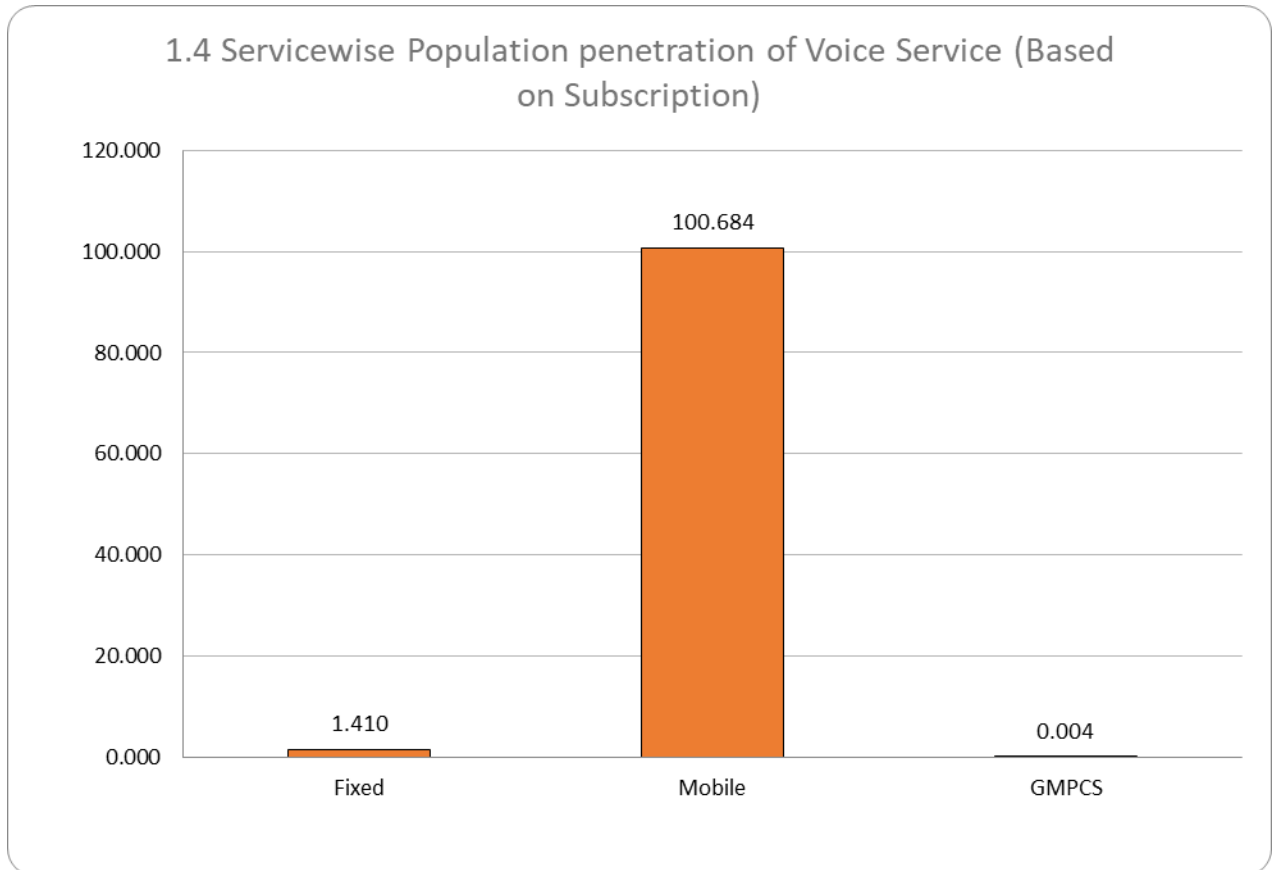
1.3 Operator-wise Market Proportion of Voice Service (Based on Sim Subscription)

Operator	Number of Subscriber	Market Proportion (%)
Nepal Doorsanchar Company Ltd.	15,341,992	51.524
Ncell Company Ltd.	14,433,258	48.472
Other (GMPCS)	1,049	0.004
Total	29,776,299	100.000



1.4 Population Penetration (%) of Voice Service (Based on Subscription)

Voice Telephony Service	Number of Subscriber	Population Penetration (%)
Fixed	411,189	1.410
Mobile	29,364,061	100.684
GMPCS	1,049	0.004
Total	29,776,299	102.097



2. Internet Service

2.1 Subscription of Broadband Internet Service

Services		No.of Subscriptions			Total
		Nepal Doorsanchar Company Ltd.	Ncell Axiata Ltd.	ISPs	
Fixed Broadband (Wired)	ADSL/ Cable	1,819	-	2	1,821
	FTTH	322,590	-	2,728,098	3,050,688
Fixed Broadband (Wireless)	Radio (WIFI)	26,267	-	3,950	30,217
Mobile Broadband	3G	754,825	132,948	-	887,773
	4G	13,357,769	11,758,000	-	25,115,769
	EVDO				-
Total		14,463,270	11,890,948	2,732,050	29,086,268

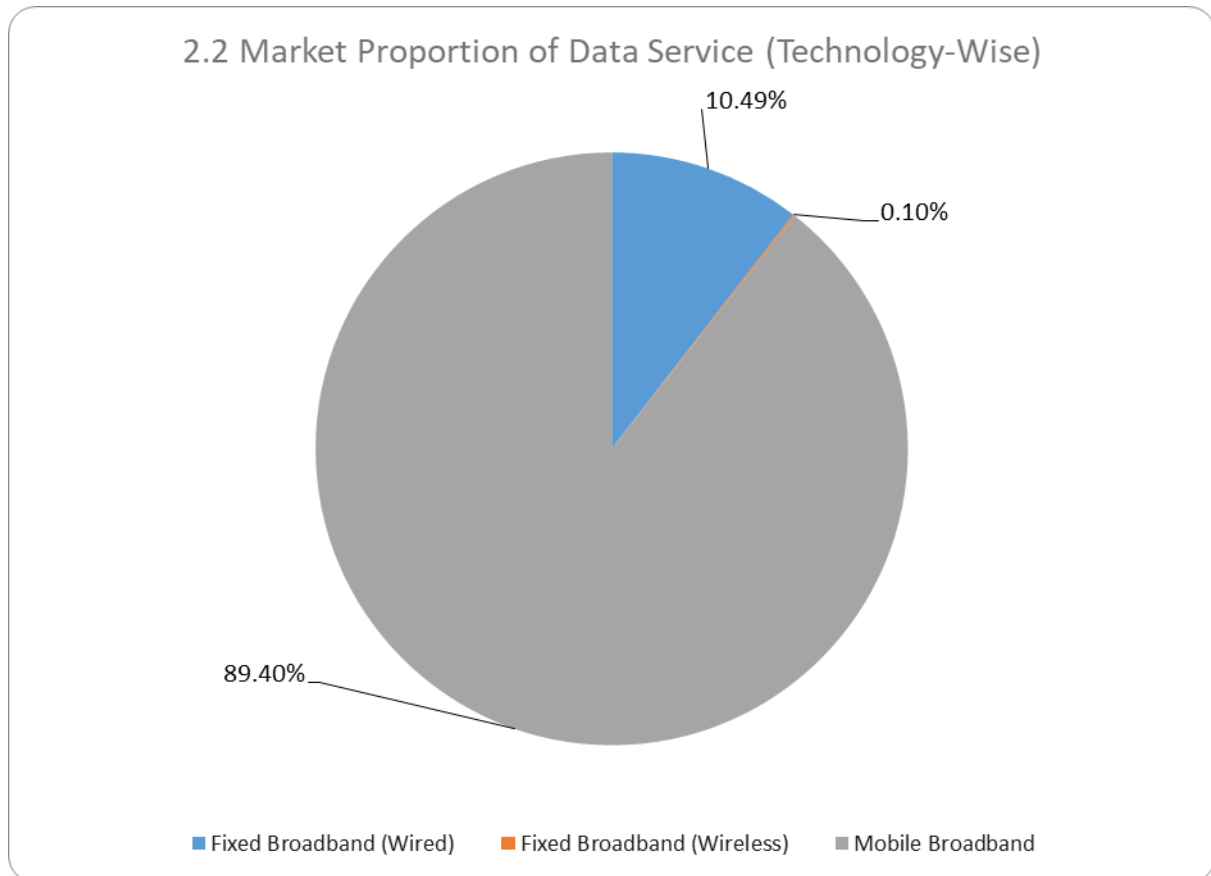
Note: Data/Internet Service through GPRS Service is excluded in Broadband subscription.

1 Connection equal to 4.37 subscribers for fixed broadband (Source: cbs.gov.np)

EVDO service phased out by Nepal Doorsanchar Company Ltd. from Shrawan, 2080.

2.2 Market Proportion of Data Service (Technology-wise)

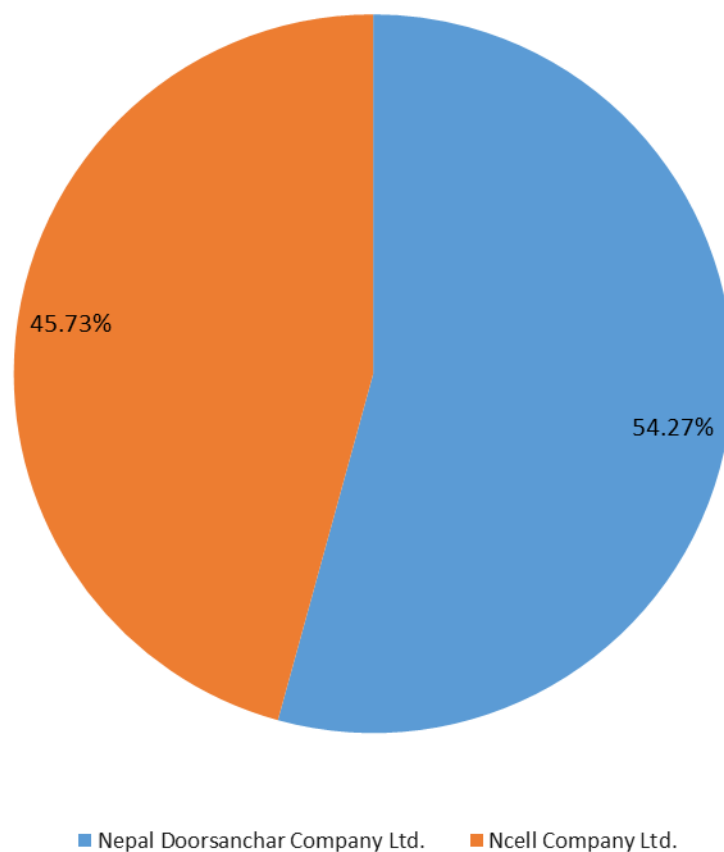
Broadband Services	Number of Subscription	Market Proportion (%)
Fixed Broadband (Wired)	3,052,509	10.49
Fixed Broadband (Wireless)	30,217	0.10
Mobile Broadband	26,003,542	89.40
Total Broadband Service	29,086,268	100.00



2.3 Market Proportion of Mobile Broadband Service (Based on Sim Subscription)

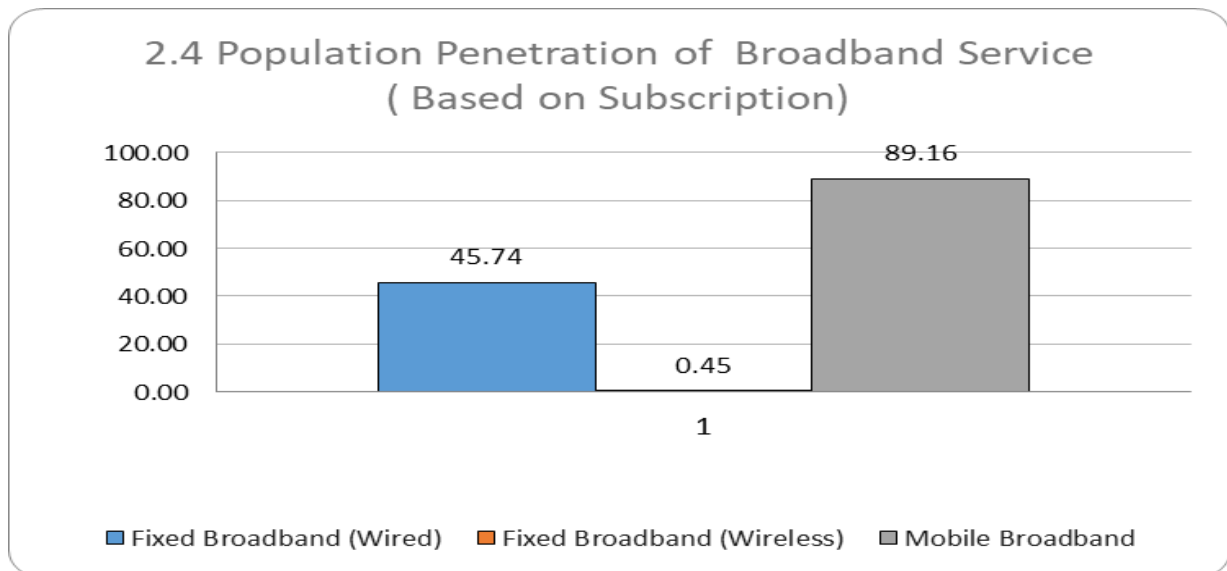
Operator	Number of Subscription	Market Proportion (%)
Nepal Doorsanchar Company Ltd.	14,112,594	54.27
Ncell Company Ltd.	11,890,948	45.73
Total	26,003,542	100.00

2.3 Market Proportion of Mobile Broadband Service (Based on Sim Subscription)



2.4 Population Penetration of Broadband Service (Based on Subscription)

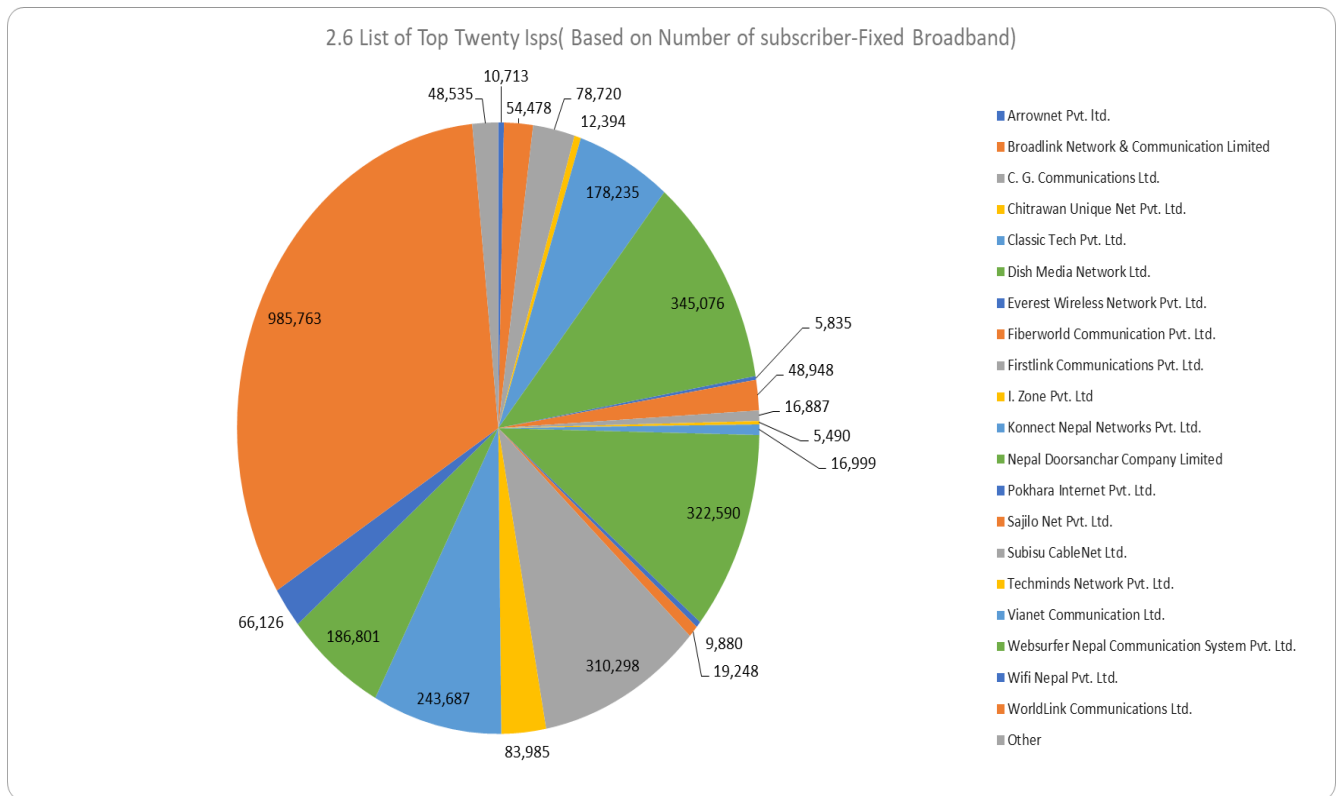
Broadband Services	Number of		Population Penetration (%)
	Subscriptions	Subscribers	
Fixed Broadband (Wired)	3,052,509	13,339,464	45.74
Fixed Broadband (Wireless)	30,217	132,048	0.45
Mobile Broadband	26,003,542	26,003,542	89.16
	29,086,268	39,475,055	135.35



2.5 List of Top Twenty Internet Service Providers (Based on Number of subscriber-Fixed Broadband)

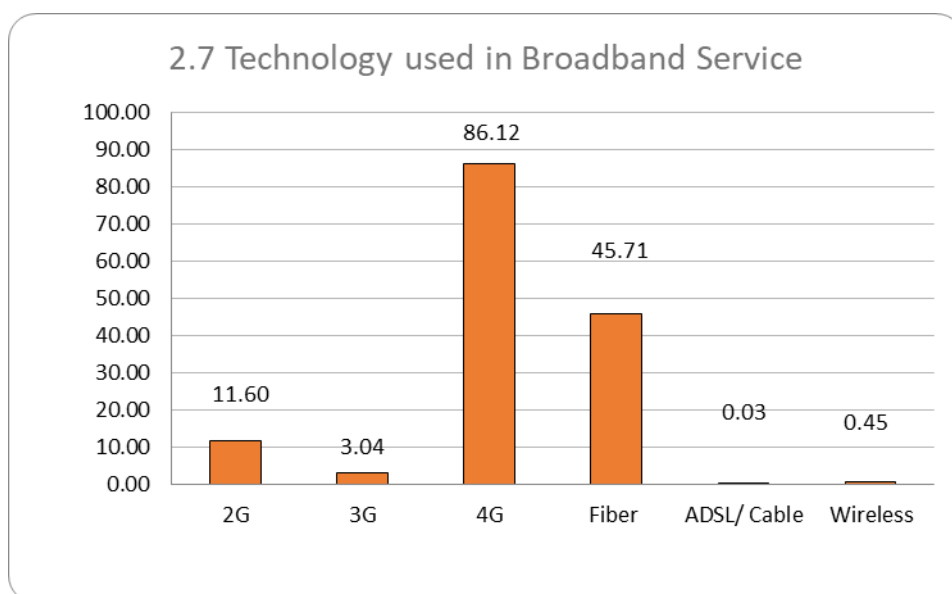
S.no.	Operator	Fiber	ADSL/Cable	Wireless	Total	Market Share (in %)	Rank
1	Arrownet Pvt. Ltd.	10,713		75	10,788	0.35%	18
2	Broadlink Network & Communication Limited	54,478		76	54,554	1.77%	11
3	C. G. Communications Ltd.	78,720			78,720	2.55%	9
4	Chitrawan Unique Net Pvt. Ltd.	12,394			12,394	0.40%	17
5	Classic Tech Pvt. Ltd.	178,235		699	178,934	5.80%	7
6	Dish Media Network Ltd.	345,076			345,076	11.19%	3
7	Everest Wireless Network Pvt. Ltd.	5,835		1,520	7,355	0.24%	20
8	Fiberworld Communication Pvt. Ltd.	48,948		268	49,216	1.60%	12
9	Firstlink Communications Pvt. Ltd.	16,887			16,887	0.55%	16
10	I. Zone Pvt. Ltd	5,490			5,490	0.18%	21
11	Konnnect Nepal Networks Pvt. Ltd.	16,999			16,999	0.55%	15
12	Nepal Doorsanchar Company Limited	322,590	1,819	26,267	350,676	11.38%	2
13	Pokhara Internet Pvt. Ltd.	9,880		139	10,019	0.33%	19
14	Sajilo Net Pvt. Ltd.	19,248			19,248	0.62%	14
15	Subisu CableNet Ltd.	310,298			310,298	10.07%	4
16	Techminds Network Pvt. Ltd.	83,985		216	84,201	2.73%	8
17	Vianet Communication Ltd.	243,687			243,687	7.90%	5
18	Websurfer Nepal Communication System Pvt. Ltd.	186,801		498	187,299	6.08%	6
19	Wifi Nepal Pvt. Ltd.	66,126			66,126	2.15%	10
20	WorldLink Communications Ltd.	985,763	2	314	986,079	31.99%	1
21	Other	48,535	-	145	48,680	1.58%	13
Total		3,050,688	1,821	30,217	3,082,726	100%	

2.6 Market proportion of Fixed Broadband service (Operator-wise)



2.7 Technology used in Broadband Service

Technology	Number of user	Population Penetration Proportion (%)
2G	3,383,919	11.60
3G	887,773	3.04
4G	25,115,769	86.12
Fiber	13,331,507	45.71
ADSL/ Cable	7,958	0.03
Wireless	132,048	0.45
Total	42,858,974	146.96
Family Size		4.37
Population of Nepal(2078)		29,164,578



Contact:

Nepal Telecommunications Authority
 Jamal, Kathmandu
 Phone No.: +977-1-5355474
 Fax No.: +977-1-5355250
 E-mail: info@nta.gov.np, ntra@nta.gov.np